

TECNA Multi-function Resistance Spot Welder Model 3450




This machine is recommended and/or approved by KIA, Lexus, Mazda, and Toyota

BENEFITS

- Inexpensive power connection, 220 volt, single phase.
- No special electrical required. Uses standard 50 amp breaker.
- Water-cooled arms & electrodes to maximize performance.
- Digital control with memory for consistent working parameters.
- Cable & gun weight is supported by suspension arm & balancer to reduce user fatigue.
- Comes standard with a variety of arms.
- 8000 amps of welding power at the electrodes.
- Cuts repair time compared to other methods of welding.
- Dent -pull in 5 seconds
- Weld in confined areas such as inside trunks with single sided gun.
- Stop wasting time looking for accessories. Handy cart keeps arms, electrodes all in one place.
- OEM approved first class equipment

TECHNICAL SPECIFICATIONS

- Pneumatic assisted welding gun
- Pressure control sensor
- Suspension arm with balancer
- Additional arm options
- Air requirements: 120 PSI
- 8000 amps output power at the electrodes
- Pressure with standard x-gun 370 lbs.
- Water cooled arms and electrodes
- 50 amps draw at 208 volt single phase
- 40 amps draw at 230 volt single phase
- Digital control pad
- Optional c-gun
- Cable length 7 ft.
- Dimensions: 25" x 18" x 40"
- Weight 250 lbs



DISTRIBUTED BY:


* Please call or visit our website at www.cebotechusa.com for current OEM approvals, updates and/or changes.

CEBOTECH, INC. • 1757 Nova Road • Suite 109 • Holly Hill, FL 32117 USA • Tel 386 255-7090 • Fax 386 255-0069 • email sales@cebotechusa.com • www.cebotechusa.com

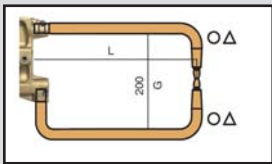
TECNA 3450 Multi-Function Resistance Spot Welder includes



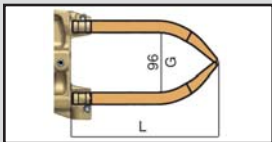
Pneumatic Assisted X-Gun #8672



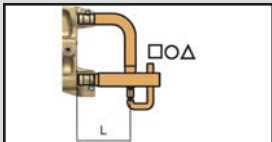
Top: Single Sided Multi-function Gun with slide hammer #8075
Bottom: Ground Cable with brass clamp #3469



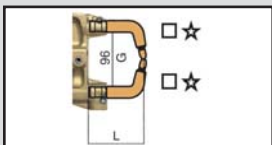
Long reach arms #5136
L=550mm



Narrow access arms #5184
L=250mm



Wheel house arms #5182
L=107mm



Standard arms #5121
L=107mm



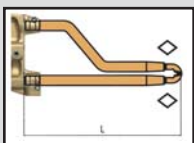
Accessory Kit #7539 including:

studs, nails, screws. Easy stitch welding with item #7645. Triangle shaped washers item #7676. Rivets, washers, shrinking and pulling attachments.

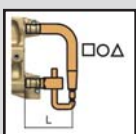


Pull Bar, Pull Claw #00175 and Wiggle Wire #00173

Optional ARMS & ACCESSORIES



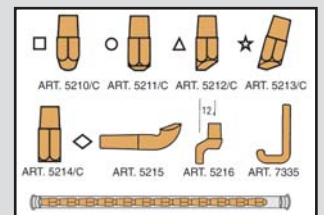
Tight Access Arms #5186
L=250mm



Wheel House Arms #5181
L=107mm



Manual C-gun for easier access in tight areas #3696



Replacement Electrodes
#5210, #5211, #5212, #5213, #5214, #5215, #5216, #7335
Most are available in tubes of 12pcs.