

TECNA INVERTER Resistance Spot Welder Model 3650



Mercedes-Benz




BENEFITS CHECKLIST

- INVERTER Technology for max stability in current, producing better, stronger consistent welds.
- 3-phase power connection 60/50 amp draw for maximum energy efficiency.
- Water-cooled arms, electrodes and cables for maximum performance.
- Water-cooled power supply for maximum operating efficiency.
- Easy to use analog control panel.
- Cable and gun weight is supported by suspension arm and balancer.
- Comes standard with a variety of arms for different body area repairs.
- 9000 amps of welding power at the electrodes.
- Cuts repair time compared to other methods of welding.
- Suitable for structural welds.
- Optional C-gun
- Dent-pull in 5 seconds
- Weld in confined areas such as inside trunks with single sided gun.
- Dual gun capable
- Handy cart keeps arms, electrodes in one place
- OEM approved first class equipment.

TECHNICAL SPECIFICATIONS

- Pneumatic assisted welding gun
- Pressure control sensor
- Suspension arm with balancer
- Additional arm options
- Weight 350 lbs
- Dual gun capable
- Output power at the electrode 9000amps
- Pressure with standard X-gun 580lbs.
- Water cooled arms, cables, electrodes & power supply
- 60 Amp draw at 208 volt 3- phase
- 50 Amp draw at 230 volt 3- phase
- Analog control
- Optional C-gun #8659 for Boron Steel 800 lbs pressure at electrodes



DISTRIBUTED BY:

* Please call or visit our website at www.cebotechusa.com for current OEM approvals, updates and/or changes.

CEBOTECH, INC. • 1757 Nova Road • Suite 109 • Holly Hill, FL 32117 USA • Tel 386 255-7090 • Fax 386 255-0069 • email sales@cebotechusa.com • www.cebotechusa.com

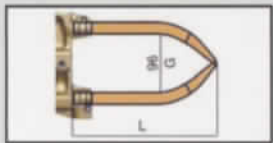
TECNA 3650 Inverter Resistance Spot Welder includes



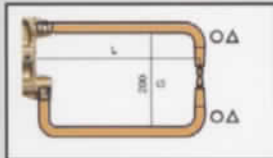
Pneumatic Assisted X-Gun #8677



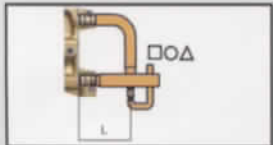
Top: Single Sided Multi-function Gun with slide hammer #8075
Bottom: Ground Cable with brass clamp #3469



Narrow access arms #5184
L=250mm



Long reach arms #5138
L=350mm



Wheel house arms #5192
L=107mm



Standard arms #5127
L=152mm



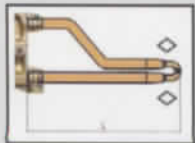
Accessory Kit #7539 including:

studs, nails, screws. Easy stitch welding with item #7645. Triangle shaped washers item #7676. Rivets, washers, shrinking and pulling attachments.



Pull Bar, Pull Claw #00175 and Wiggle Wire #00173

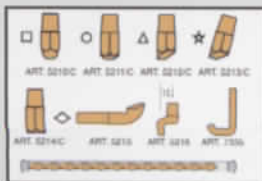
OPTIONS & ACCESSORIES



Tight Access Arms #5187
L=250mm



Wheel House Arms #5191
L=107mm



Replacement Electrodes

#5210, 5211, 5212, 5213, 5218
#5214, 5215, 5216, 7335
Most are available in tubes of 12pcs.



Manual C-gun for easier access in tight areas #3696

Pneumatic C-gun #8659 with Arms

A. 8685W
B. 8686W
C. 8687W

